

Continuity of Education Presentation

**Pennsbury High School
First Semester December - January**

November 5, 2020



Board's Decision-Making Framework

		Incidence Rate per 100,000 Residents (Most Recent 7 Days)		
		< 10	10-100	> 100
%ge of Covid test that are positive (Most Recent 7 Days)	< 5 %	Low	Moderate	Substantial
	5% to <10%	Moderate	Moderate	Substantial
	> 10%	Substantial	Substantial	Substantial

Low

Moderate

Substantial

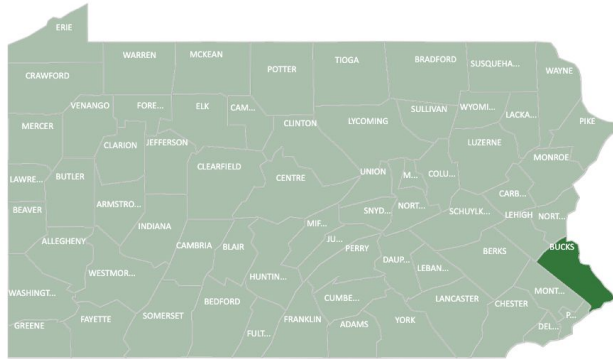
Source: [PA School Reopening Guidance](#)

PA Dept of Health Dashboard (Oct. 9-15)



COVID-19 Early Warning Monitoring System Dashboard

Updated on 10/16/2020



Select a county or multiple counties (CTRL+click) in the map to filter the table.

Page Navigation

All Counties



Pennsylvania

+1,325

Confirmed cases (diff)

68.1

Incidence rate per 100,000 (curr)

4.3%

PCR percent positivity (curr)

+118.6

Avg daily hospitalizations (diff)

+11.7

Avg daily ventilators (diff)

0.8%

Hosp visits due to CLI (curr)

diff. - difference between the most recent 7-day period and the previous 7-day period.

curr. - most recent 7-day period

Most recent 7-day period: October 9-October 15

Previous 7-day period: October 2-October 8

For detailed county progress hover over the metric.

County	Difference in confirmed cases (most recent 7 days vs previous 7 days)	Incidence rate (most recent 7 days) per 100,000 residents	PCR percent positivity (most recent 7 days)	Difference in the average daily number of COVID-19 hospitalizations**	Difference in the average daily number of COVID-19 patients on ventilators**	Percent of hospital emergency department visits in the most recent 7 days due to COVID-like-illness*
BUCKS	+37	42.8	3.1%	+1.0	+0.3	0.5%

PA Dept of Health Dashboard (Oct. 23-29)



COVID-19 Early Warning Monitoring System Dashboard

Updated on 10/30/2020



Select a county or multiple counties (CTRL+click) in the map to filter the table.

Page Navigation

All Counties



Pennsylvania

+2,980 Confirmed cases (diff)	103.9 Incidence rate per 100,000 (curr)
6.1% PCR percent positivity (curr)	+230.9 Avg. daily hospitalizations (diff)
+18.1 Avg. daily ventilators (diff)	0.9% Hosp. visits due to CLI (curr)

diff - difference between the most recent 7-day period and the previous 7-day period.

curr. - most recent 7-day period

Most recent 7-day period: October 23-October 29

Previous 7-day period: October 16-October 22

For detailed county progress hover over the metric.

County	Difference in confirmed cases (most recent 7 days vs previous 7 days)	Incidence rate (most recent 7 days) per 100,000 residents	PCR percent positivity (most recent 7 days)	Difference in the average daily number of COVID-19 hospitalizations**	Difference in the average daily number of COVID-19 patients on ventilators**	Percent of hospital emergency department visits in the most recent 7 days due to COVID-like-illness [†]
BUCKS	+148	74.5	4.9%	+2.3	-0.3	0.7%

Pk-8 Survey Data (as of 10/21/20)

In-Person	Remote
Approximately 73%	Approximately 27%

Phased Reopening Timeline

Phase I

Grades Pre-K -2 Students & students in Specialized Learning Classrooms

- Hybrid A/B Pre-K -2 to begin November 12, 2020
- 4 Days a week for students in Specialized Learning Classrooms
- 100% Remote instruction option continues

Phase II

All Grades 3-5 and 6-8

- Hybrid A/B to begin December 7, 2020
- 100% Remote instruction option continues

Current Phased Reopening Timeline

Phase III

High School (Grades 9-12)

- Continue to follow full remote learning through first semester
- Hybrid A/B to begin February 2, 2020

In Person Keystone Testing:

- Winter Wave 2
- January 4 - 15, 2021

In Person End of Course Assessments:

- ALL students will report per scheduled times
- January 19-29, 2021

Options for Consideration

High School Options for the FIRST Semester

- Fully Remote (currently in place)
- Traditional Hybrid AA/BB
- The College Model
- In Person Office Hours

The College Model

	Monday	Tuesday	Wednesday	Thursday	Friday
7:20 - 9:20	A Period Group A	B Period Group A	C Period Group B	D Period Group B	<div style="border: 1px solid black; padding: 5px;">Synchronous Schedule similar to current remote schedule</div>
9:20- 11:20	Transition Time	Transition Time	Transition Time	Transition Time	
11:20 - 1:20	A Period Group B	B Period Group B	C Period Group A	D Period Group A	
1:20- 2:30	Virtual Office Hours	Virtual Office Hours	Virtual Office Hours	Virtual Office Hours	

High School College Model

PROS

- Prioritizes health & safety by limiting movement and changing of classes
- Allows for secure & more exact contract tracing
- Friday would continue to be a full synchronous schedule as it is currently delivered
- Allows for in person instruction daily

CONS

- Three other periods would be asynchronous
- Cuts direct instructional time with teacher by 50% each day (except Friday)
- Students who remain remote will have only one long synchronous class per day except Friday
- Disrupts the current virtual model

Hybrid Schedule

Time	Length	Monday Hybrid A	Tuesday Hybrid A	Wednesday Hybrid B	Thursday Hybrid B	Friday ALL VIRTUAL
7:20 - 8:35	75 Minutes	A Period				
8:45 - 10:00	75 Minutes	B Period				
10:00 - 10:15	15 Minutes	Snack and Wellness Break (Students to Remain in B Period)				
10:30 - 11:40	75 Minutes	C Period				
11:50 - 1:05	75 Minutes	D Period				
1:35 - 2:30	55 Minutes	Virtual Teacher Office Hours				

High School Traditional Hybrid Model

PROS

- Students are in a traditional AA/BB Hybrid schedule similar to the rest of the district
- Remote students would continue similar synchronous schedule
- Does not disrupt the current remote model
- Grab & Go lunch for all students who are in-person
- Allows for 2 day per week in person instruction as an option

CONS

- Some students will need to have a change of teacher, schedule or course
- Students will change classes throughout the day
- Difficult to contact trace
- Use of path throughout the day
- Earlier start time for all students

Pennsbury High School Remote Classes + In-Person Office Hours

December and January - Daily Schedule

- A period - Monday
- B period - Tuesday
- C period - Wednesday
- D period - Thursday
- Clubs - Twice a month; Open every other Friday all periods

A Period	7:20-8:20
B Period	8:35 - 9:35
C Period	9:50 - 10:50
LUNCH	10:50 - 11:25
D Period	11:25 - 12:25
Virtual Office Hours	12:30 - 1:15
In Person Office Hours	1:30 - 2:30

High School In-Person Office Hours

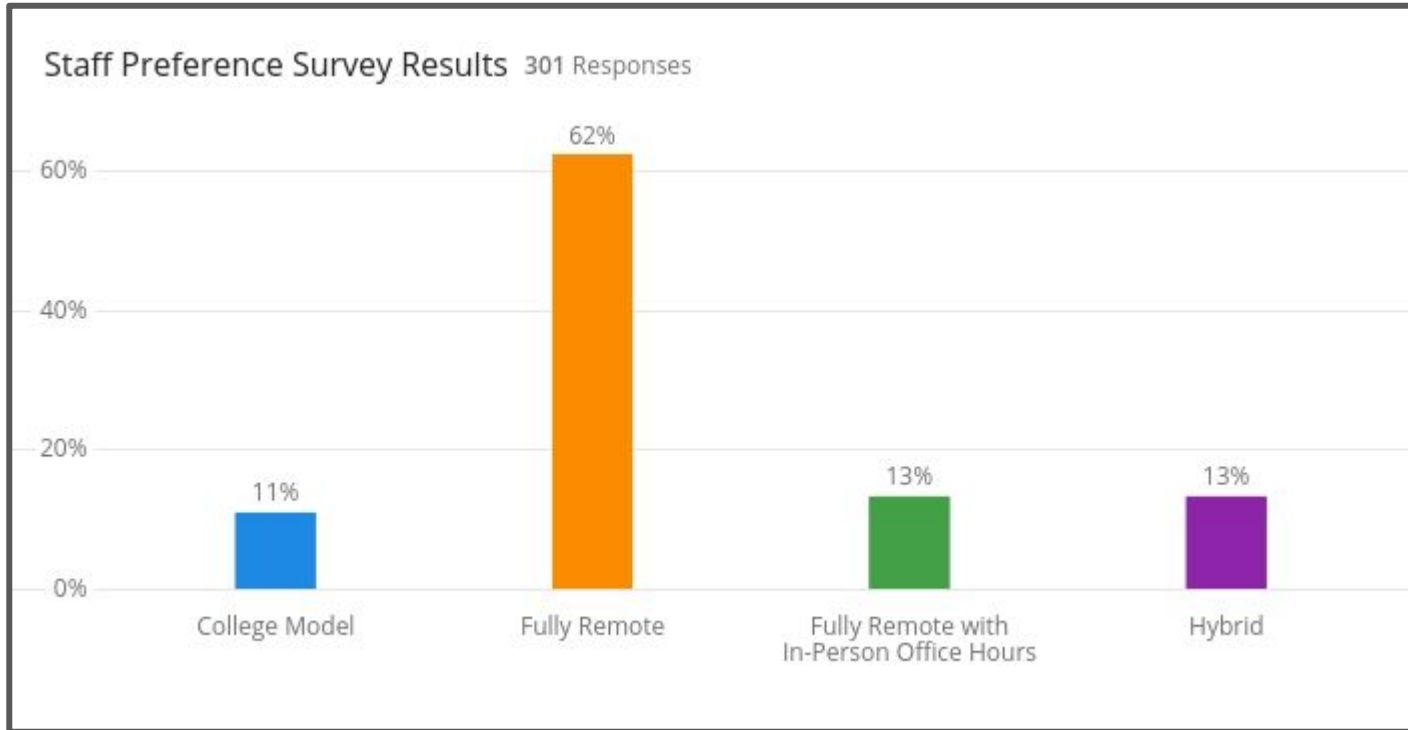
PROS

- Students transition back into the building with limited exposure/contact with others
- Students can come in person during office hours
- Clubs can meet twice a month in person
- Students have the opportunity to meet with a teacher in person & access school resources
- Allows for both virtual & in person office hours
- Does not disrupt the current virtual model

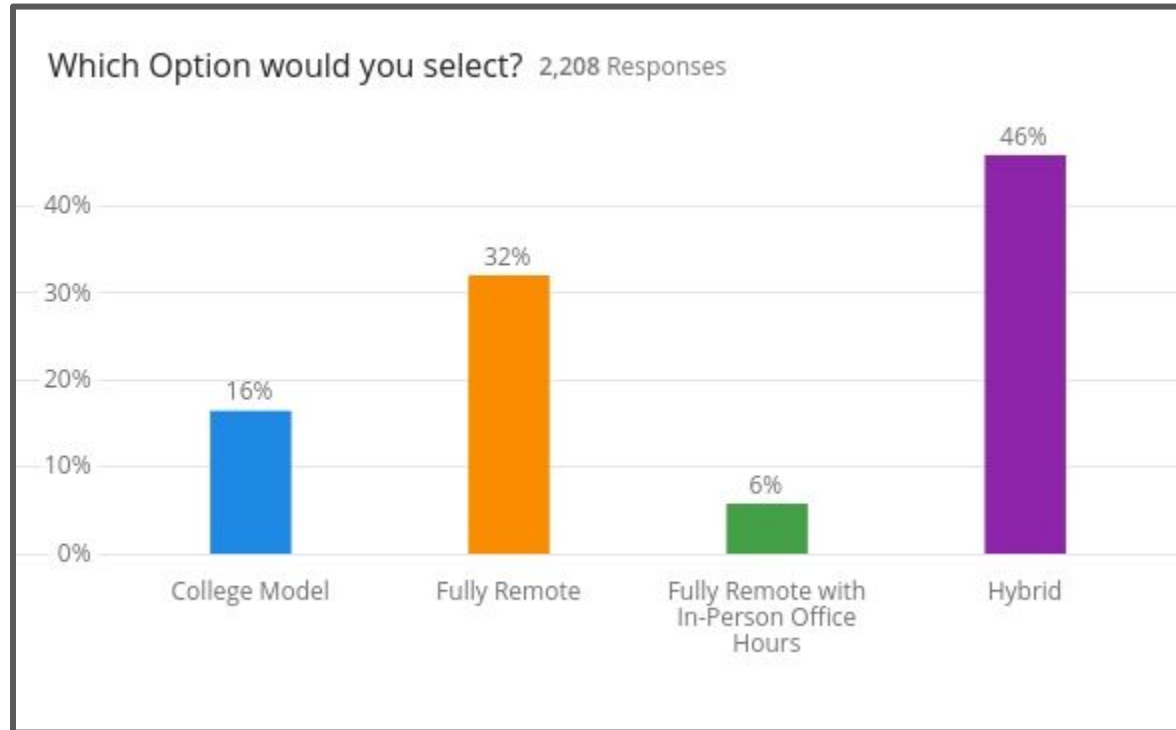
CONS

- No in person direct instruction
- Transportation would be provided to promote equity; need to monitor groups of students
- Limit to approximately 15-18 kids per period
- Students need to sign up in advance
- Back to earlier school start time
- No morning office hours

Survey Results - Faculty & Staff

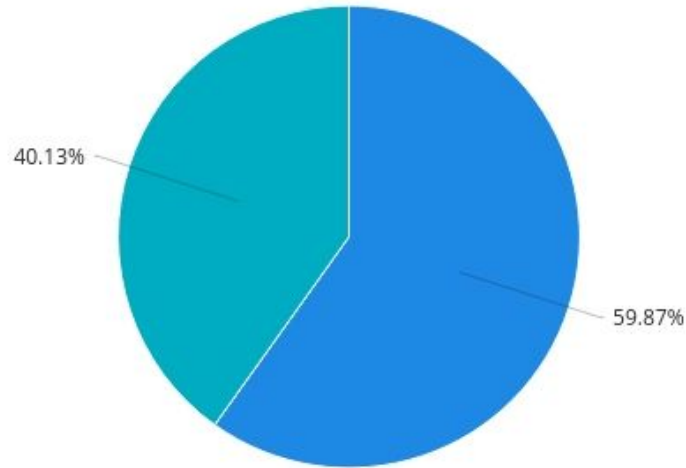


Survey Results - Parents & Guardians



Survey Results - Parents & Guardians

Would Students Attend in Person? 2,208 Responses



● Yes ● No

Considerations Regarding Hybrid AA/BB

- Results of survey are NON binding; choices may change until a confirmation of choice is distributed and documented.
- Projections are hypothetical.
- It is projected that approximately 90 classes could be impacted (100-120 students), causing a change of schedule/teacher or course. This is based on the survey results and varying capacity limits in each classroom.
- Overflow spaces will need to exist.
- PDE was able to approve an alternate means for Keystone testing allowing PHS to keep a more consistent schedule during the Keystone window.
- Earlier start time will need to be in place for ALL students.

Calendar for Hybrid Group A

Yellow indicates scheduled days for in-person instruction

Blue indicates scheduled days for ECA - change of schedule for all of PHS

December, 2020

Sun	Mon	Tues	Wed	Thur	Fri	Sat
		1	2	3	4	5
6	7	8	9	10	11	12
13	14	15	16	17	18	19
20	21	22	23	24	25	26
27	28	29	30	31		

January, 2021

Sun	Mon	Tue	Wed	Thur	Fri	Sat
					1	2
3	4	5	6	7	8	9
10	11	12	13	14	15	16
17	18	19	20	21	22	23
24	25	26	27	28	29	30

Calendar for Hybrid Group B

Yellow indicates scheduled days for in-person instruction

Blue indicates scheduled days for ECA - change of schedule for all of PHS

December, 2020

Sun	Mon	Tues	Wed	Thur	Fri	Sat
		1	2	3	4	5
6	7	8	9	10	11	12
13	14	15	16	17	18	19
20	21	22	23	24	25	26
27	28	29	30	31		

January, 2021

Sun	Mon	Tue	Wed	Thur	Fri	Sat
					1	2
3	4	5	6	7	8	9
10	11	12	13	14	15	16
17	18	19	20	21	22	23
24	25	26	27	28	29	30

Other Options Considered

- **The Modified College Model**
 - Two classes per day report in an AM/PM model
 - Teacher contract considerations
 - Requires asynchronous instruction
 - May still require schedule/class changes
- **In-Person Office Hours with no change to current remote model**
 - Would allow students to attend in-person office hours
 - Students would miss class in order to attend
 - Transportation concerns
- **After School Hands-on Opportunities**
 - Offer hands-on opportunities for students in specific classes
 - Inequities for students without transportation
 - Teacher contract considerations
 - Students would miss class in order to attend
- **In Person Fridays**
 - Keep current remote schedule and alternate Fridays in person
 - Change from the rest of the district
 - Excellent for transportation

Any Questions?